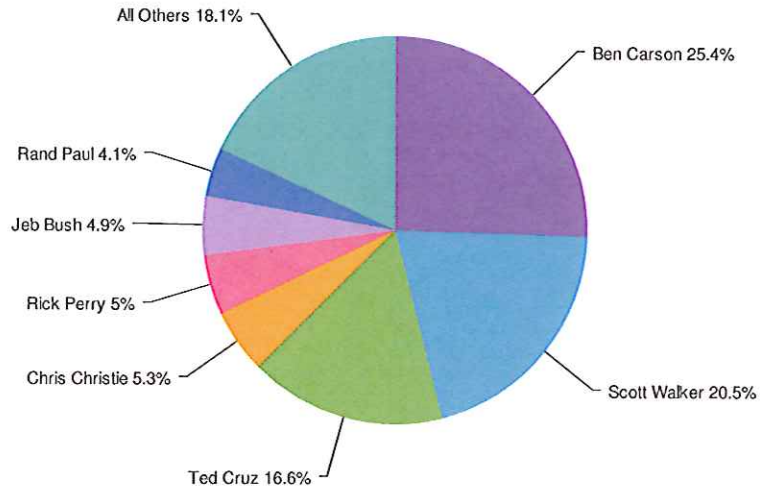

















SRLC Straw Poll Results: May 23, 2015

1. If the presidential Republican primary was TODAY, for whom would you vote? [PRESENTED IN RANDOM ORDER]



Ben Carson	25.4%	
Scott Walker	20.5%	
Ted Cruz	16.6%	
Chris Christie	5.3%	
Rick Perry	5.0%	
Jeb Bush	4.9%	
Rand Paul	4.1%	
Marco Rubio	4.1%	
Bobby Jindal	4.1%	
Carly Fiorina	2.7%	
Mike Huckabee	2.7%	
Rick Santorum	1.9%	
Donald Trump	1.2%	
Mark Everson	0.8%	
Lindsey Graham	0.5%	

---

John Kasich

0.2%



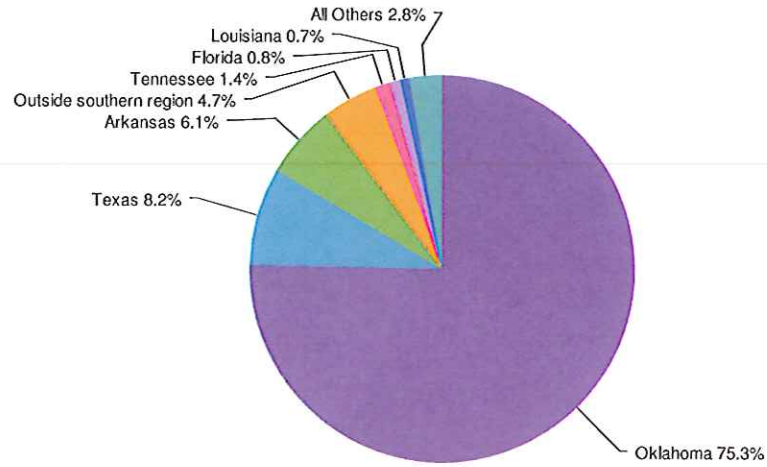
---

Jim Gilmore

0.0%

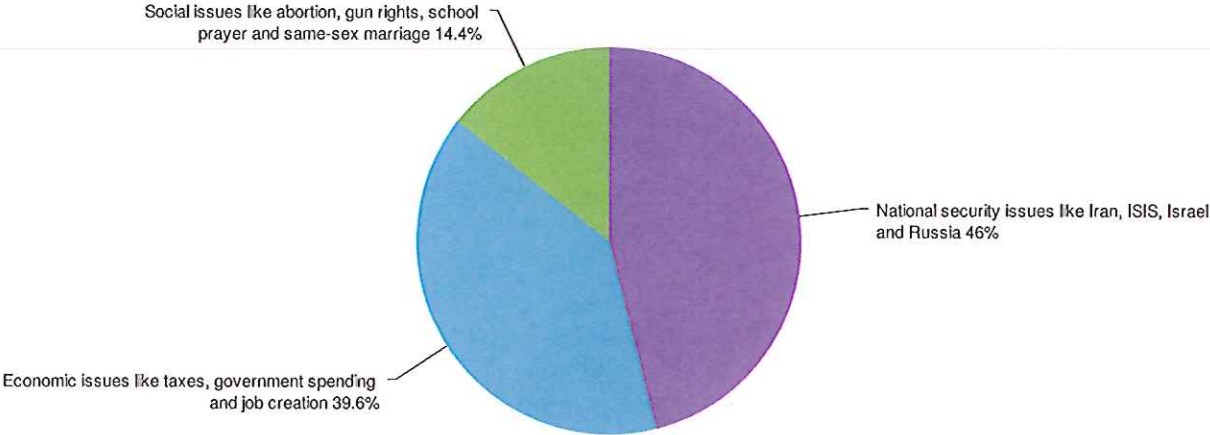


## 2. Which STATE are you from?



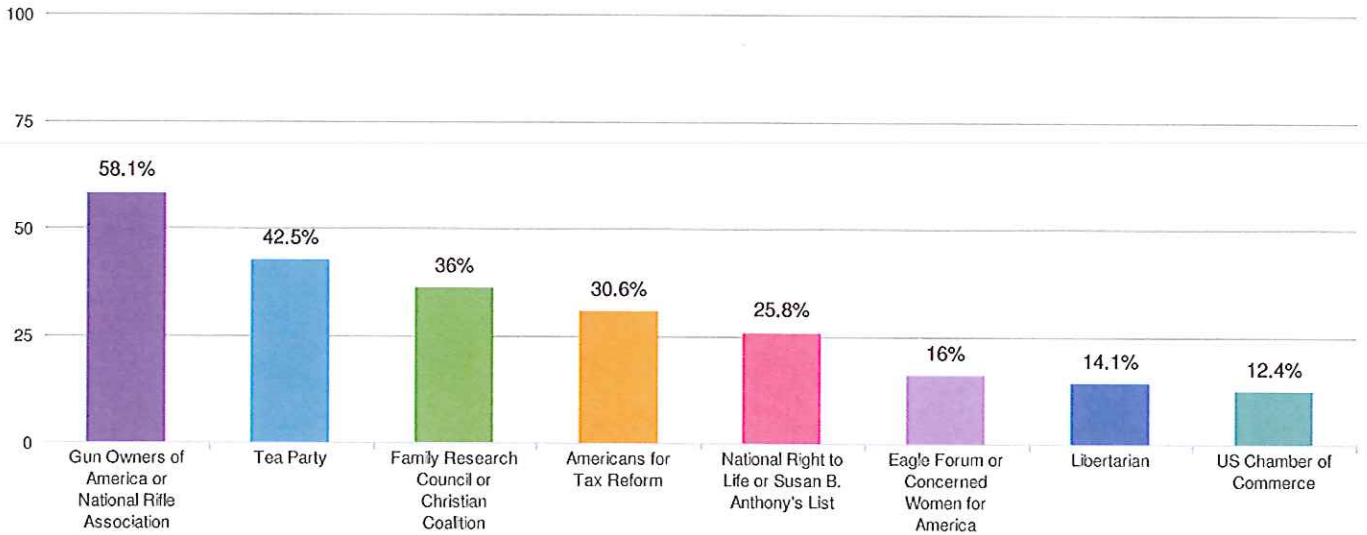
Oklahoma	75.3%	<div style="width: 75.3%;"></div>
Texas	8.2%	<div style="width: 8.2%;"></div>
Arkansas	6.1%	<div style="width: 6.1%;"></div>
Outside southern region	4.7%	<div style="width: 4.7%;"></div>
Tennessee	1.4%	<div style="width: 1.4%;"></div>
Florida	0.8%	<div style="width: 0.8%;"></div>
Louisiana	0.7%	<div style="width: 0.7%;"></div>
Virginia	0.7%	<div style="width: 0.7%;"></div>
South Carolina	0.6%	<div style="width: 0.6%;"></div>
North Carolina	0.3%	<div style="width: 0.3%;"></div>
Georgia	0.3%	<div style="width: 0.3%;"></div>
West Virginia	0.2%	<div style="width: 0.2%;"></div>
Kentucky	0.2%	<div style="width: 0.2%;"></div>
Mississippi	0.2%	<div style="width: 0.2%;"></div>
Alabama	0.1%	<div style="width: 0.1%;"></div>

3. Many Republicans think economic issues like taxes, government spending and job creation are the most important issues facing America. Others believe that social issues like abortion, gun rights, school prayer and same-sex marriage are more important. Also, other Republican believe that national security issues are more important. If you had to choose which would you say is the most important to you?



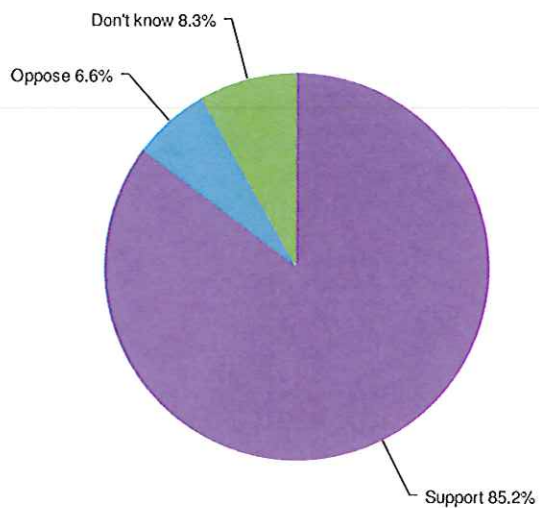
National security issues like Iran, ISIS, Israel and Russia	46.0%	
Economic issues like taxes, government spending and job creation	39.6%	
Social issues like abortion, gun rights, school prayer and same-sex marriage	14.4%	




4. Are you OR do you consider yourself to be a member of any of the following groups? SELECT ALL THAT APPLY



Gun Owners of America or National Rifle Association	58.1%	
Tea Party	42.5%	
Family Research Council or Christian Coalition	36.0%	
Americans for Tax Reform	30.6%	
National Right to Life or Susan B. Anthony's List	25.8%	
Eagle Forum or Concerned Women for America	16.0%	
Libertarian	14.1%	
US Chamber of Commerce	12.4%	

5. LASTLY, right now America prohibits the exportation of American-produced oil and burdens the exportation of natural gas, restricting our ability to compete globally. Do you SUPPORT or OPPOSE lifting restrictions on the exportation of oil and natural gas?



Support	85.2%	
Oppose	6.6%	
Don't know	8.3%	

Are you OR do you consider yourself to be a member of any of the following groups?  
SELECT ALL THAT APPLY

	Tea Party	Libertarian	National Right to Life or Susan B. Anthony's List	Gun Owners of America or National Rifle Association	Family Research Council or Christian Coalition	Eagle Forum or Concerned Women for America	US Chamber of Commerce	Americans for Tax Reform	Total
<b>If the presidential Republican primary was TODAY, for whom would you vote? [PRESENTED IN RANDOM ORDER]</b>									
Jeb Bush	8 2.7%	7 7.2%	12 6.8%	21 5.3%	9 3.6%	4 3.6%	15 17.6%	15 7.1%	38
Rand Paul	15 5.1%	23 23.7%	13 7.3%	23 5.8%	10 4.0%	7 6.4%	5 5.9%	11 5.2%	38
Marco Rubio	5 1.7%	5 5.2%	6 3.4%	21 5.3%	5 2.0%	3 2.7%	3 3.5%	7 3.3%	26
Scott Walker	66 22.6%	18 18.6%	34 19.2%	85 21.3%	58 23.5%	25 22.7%	25 29.4%	51 24.3%	145
Ben Carson	46 15.8%	8 8.2%	31 17.5%	61 15.3%	51 20.6%	15 13.6%	5 5.9%	37 17.6%	124
Donald Trump	3 1.0%	2 2.1%	1 0.6%	4 1.0%	1 0.4%	0 0.0%	0 0.0%	2 1.0%	8
Bobby Jindal	13 4.5%	3 3.1%	10 5.6%	14 3.5%	14 5.7%	8 7.3%	4 4.7%	9 4.3%	29
Rick Santorum	6 2.1%	0 0.0%	3 1.7%	6 1.5%	2 0.8%	2 1.8%	1 1.2%	2 1.0%	13
Mike Huckabee	8 2.7%	1 1.0%	4 2.3%	12 3.0%	7 2.8%	2 1.8%	1 1.2%	1 0.5%	19
Rick Perry	11 3.8%	2 2.1%	7 4.0%	21 5.3%	14 5.7%	5 4.5%	8 9.4%	15 7.1%	40
Ted Cruz	100 34.2%	22 22.7%	41 23.2%	91 22.8%	52 21.1%	27 24.5%	4 4.7%	43 20.5%	137



<b>Chris Christie</b>	4 1.4%	2 2.1%	4 2.3%	20 5.0%	10 4.0%	2 1.8%	5 5.9%	7 3.3%	34
<b>Jim Gilmore</b>	0 0.0%	0 0.0%	0 0.0%	0 0.0%	0 0.0%	0 0.0%	0 0.0%	0 0.0%	0
<b>Mark Everson</b>	2 0.7%	1 1.0%	1 0.6%	4 1.0%	2 0.8%	1 0.9%	2 2.4%	2 1.0%	7
<b>Lindsey Graham</b>	0 0.0%	0 0.0%	1 0.6%	4 1.0%	2 0.8%	0 0.0%	0 0.0%	1 0.5%	4
<b>John Kasich</b>	2 0.7%	0 0.0%	1 0.6%	1 0.3%	0 0.0%	1 0.9%	1 1.2%	1 0.5%	2
<b>Carly Fiorina</b>	3 1.0%	3 3.1%	8 4.5%	11 2.8%	10 4.0%	8 7.3%	6 7.1%	6 2.9%	23
<b>Totals</b>	292 100%	97 100%	177 100%	399 100%	247 100%	110 100%	85 100%	210 100%	687



	Which STATE are you from?												
	Oklahoma	Texas	Arkansas	Louisiana	Tennessee	Alabama	Georgia	Florida	North Carolina	South Carolina	Virginia	Kentucky	West Virginia
<b>If the presidential Republican primary was TODAY, for whom would you vote? [PRESENTED IN RANDOM ORDER]</b>													
Jeb Bush	38 5.3%	1 1.3%	0 0.0%	2 28.6%	0 0.0%	0 0.0%	0 0.0%	2 25.0%	0 0.0%	1 16.7%	1 14.3%	0 0.0%	0 0.0%
Rand Paul	32 4.5%	3 3.8%	3 5.2%	0 0.0%	0 0.0%	0 0.0%	0 0.0%	0 0.0%	0 0.0%	0 0.0%	0 0.0%	0 0.0%	0 0.0%
Marco Rubio	31 4.3%	1 1.3%	2 3.4%	0 0.0%	0 0.0%	0 0.0%	0 0.0%	2 25.0%	0 0.0%	0 0.0%	0 0.0%	0 0.0%	0 0.0%
Scott Walker	166 23.3%	4 5.1%	7 12.1%	1 14.3%	5 38.5%	1 100.0%	2 66.7%	0 0.0%	0 0.0%	0 0.0%	1 14.3%	0 0.0%	0 0.0%
Ben Carson	154 21.6%	30 38.5%	28 48.3%	2 28.6%	1 7.7%	0 0.0%	1 33.3%	2 25.0%	3 100.0%	1 16.7%	1 14.3%	1 50.0%	2 100.0%
Donald Trump	8 1.1%	0 0.0%	1 1.7%	0 0.0%	0 0.0%	0 0.0%	0 0.0%	0 0.0%	0 0.0%	0 0.0%	0 0.0%	0 0.0%	0 0.0%
Bobby Jindal	35 4.9%	0 0.0%	1 1.7%	1 14.3%	0 0.0%	0 0.0%	0 0.0%	0 0.0%	0 0.0%	0 0.0%	0 0.0%	0 0.0%	0 0.0%
Rick Santorum	15 2.1%	0 0.0%	1 1.7%	0 0.0%	0 0.0%	0 0.0%	0 0.0%	0 0.0%	0 0.0%	2 33.3%	0 0.0%	0 0.0%	0 0.0%
Mike Huckabee	15 2.1%	2 2.6%	6 10.3%	0 0.0%	0 0.0%	0 0.0%	0 0.0%	0 0.0%	0 0.0%	0 0.0%	1 14.3%	0 0.0%	0 0.0%
Rick Perry	32 4.5%	9 11.5%	0 0.0%	0 0.0%	0 0.0%	0 0.0%	0 0.0%	0 0.0%	0 0.0%	0 0.0%	1 14.3%	0 0.0%	0 0.0%
Ted Cruz	114 16.0%	28 35.9%	6 10.3%	1 14.3%	1 7.7%	0 0.0%	0 0.0%	1 12.5%	0 0.0%	2 33.3%	0 0.0%	1 50.0%	0 0.0%
Chris Christie	44 6.2%	0 0.0%	2 3.4%	0 0.0%	2 15.4%	0 0.0%	0 0.0%	0 0.0%	0 0.0%	0 0.0%	1 14.3%	0 0.0%	0 0.0%
Jim Gilmore	0 0.0%	0 0.0%	0 0.0%	0 0.0%	0 0.0%	0 0.0%	0 0.0%	0 0.0%	0 0.0%	0 0.0%	0 0.0%	0 0.0%	0 0.0%
Mark Everson	4 0.6%	0 0.0%	0 0.0%	0 0.0%	0 0.0%	0 0.0%	0 0.0%	1 12.5%	0 0.0%	0 0.0%	0 0.0%	0 0.0%	0 0.0%
Lindsey Graham	4 0.6%	0 0.0%	0 0.0%	0 0.0%	1 7.7%	0 0.0%	0 0.0%	0 0.0%	0 0.0%	0 0.0%	0 0.0%	0 0.0%	0 0.0%
John Kasich	1 0.1%	0 0.0%	0 0.0%	0 0.0%	0 0.0%	0 0.0%	0 0.0%	0 0.0%	0 0.0%	0 0.0%	0 0.0%	0 0.0%	0 0.0%
Carly Fiorina	20 2.8%	0 0.0%	1 1.7%	0 0.0%	3 23.1%	0 0.0%	0 0.0%	0 0.0%	0 0.0%	0 0.0%	1 14.3%	0 0.0%	0 0.0%
<b>Totals</b>	<b>713 100%</b>	<b>78 100%</b>	<b>58 100%</b>	<b>7 100%</b>	<b>13 100%</b>	<b>1 100%</b>	<b>3 100%</b>	<b>8 100%</b>	<b>3 100%</b>	<b>6 100%</b>	<b>7 100%</b>	<b>2 100%</b>	<b>2 100%</b>

SRLC Straw Poll Results: May 23, 2015

Many Republicans think economic issues like taxes, government spending and job creation are the most important issues facing America. Others believe that social issues like abortion, gun rights, school prayer and same-sex marriage are more important. Also, other Republican believe that national security issues are more important.

If you had to choose which would you say is the most important to you?

	Economic issues like taxes, government spending and job creation	Social issues like abortion, gun rights, school prayer and same-sex marriage	National security issues like Iran, ISIS, Israel and Russia	Total
<b>If the presidential Republican primary was TODAY, for whom would you vote? [PRESENTED IN RANDOM ORDER]</b>				
Jeb Bush	26 7.5%	5 3.9%	16 4.0%	47
Rand Paul	32 9.2%	2 1.6%	5 1.2%	39
Marco Rubio	16 4.6%	4 3.1%	19 4.7%	39
Scott Walker	88 25.3%	23 18.1%	84 20.7%	195
Ben Carson	54 15.5%	32 25.2%	84 20.7%	170
Donald Trump	7 2.0%	2 1.6%	2 0.5%	11
Bobby Jindal	7 2.0%	13 10.2%	19 4.7%	39
Rick Santorum	3 0.9%	1 0.8%	14 3.5%	18
Mike Huckabee	8 2.3%	3 2.4%	15 3.7%	26
Rick Perry	17 4.9%	7 5.5%	24 5.9%	48
Ted Cruz	53 15.2%	31 24.4%	74 18.3%	158
Chris Christie	21 6.0%	1 0.8%	29 7.2%	51

	0.0%	0.0%	1.2%	
Jim Gilmore	0 0.0%	0 0.0%	0 0.0%	0
Mark Everson	5 1.4%	0 0.0%	2 0.5%	7
Lindsey Graham	2 0.6%	0 0.0%	3 0.7%	5
John Kasich	0 0.0%	0 0.0%	2 0.5%	2
Carly Fiorina	9 2.6%	3 2.4%	13 3.2%	25
Totals	348 100%	127 100%	405 100%	880